

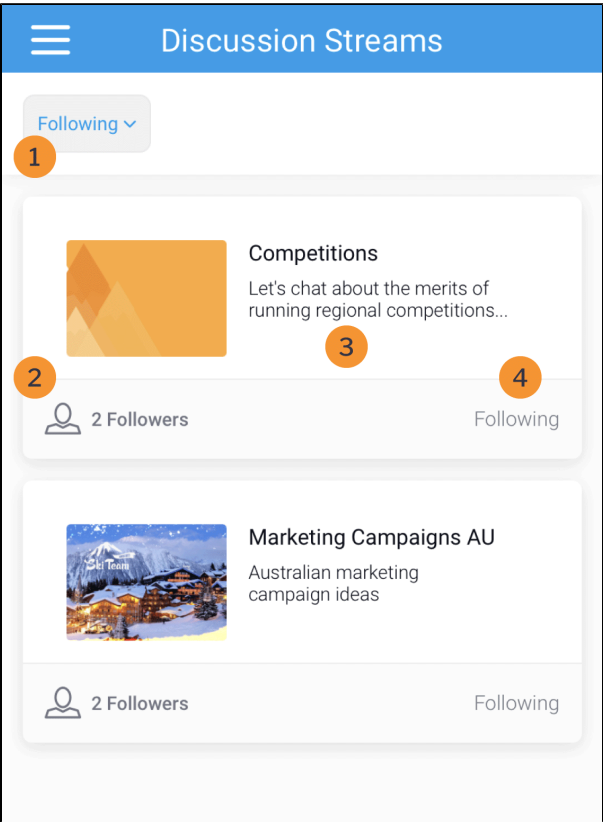
Discussion Streams on Mobile

- [Understanding the Discussion Streams list](#)
- [Accessing Discussion Streams](#)
- [Using a discussion stream](#)
 - [Write a post](#)

Discussion Streams allow users to collaborate with each other, and share Yellowfin content, and external links together in one location.

Understanding the Discussion Streams list


The **Discussion Streams list** provides access to all available Discussion Streams, with options for filtering and following. Tap on **Discussion Streams** in the menu to bring up a list of streams.

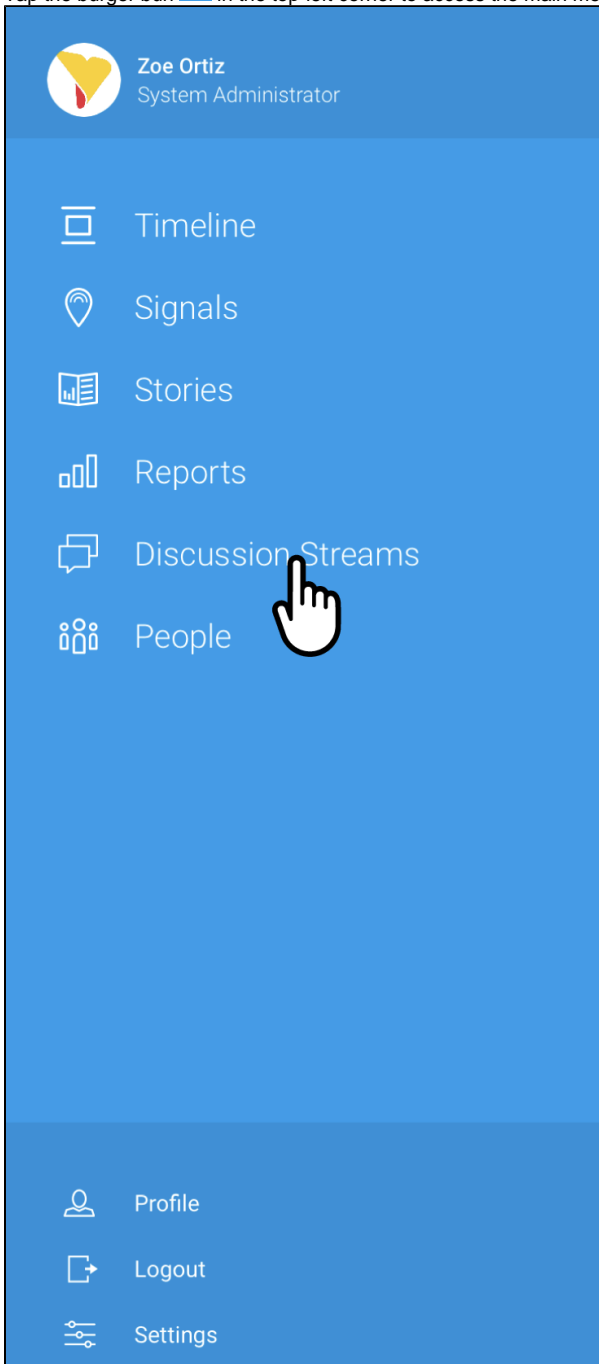


Number	Feature	Description
1	Filter	Tap the filter to change which Discussion Streams to view in the list: <ul style="list-style-type: none">• Following: shows Discussions Streams you follow or are a member of.• All: shows all available Discussion Streams.
2	Discussion tile	Tap on the discussion tile to open the Discussion Stream .
3	Followers indicator	Displays the number of members in a Discussion Stream.
4	Follow/Following	Tap on Follow to follow the discussion stream. Tap on Following to unfollow or leave the discussion stream.

Accessing Discussion Streams

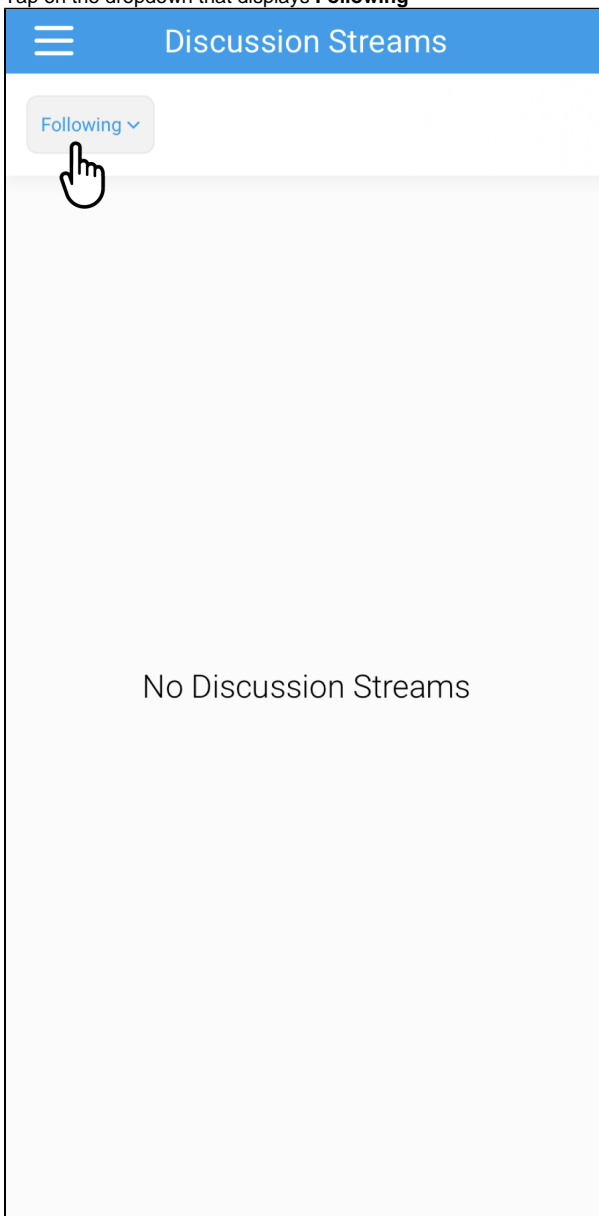
You can use the mobile app to browse Discussion Streams, follow a particular stream, view comments and links posted by other users, and add content to existing Discussion Streams.

1. Tap the burger bun  in the top-left corner to access the main menu, then tap on **Discussion Streams** to access the Discussion Streams list




The Discussion Stream Lists will be displayed, and may be empty due to the **Following** filter

2. Tap on the dropdown that displays **Following**



A pop-up will appear at the bottom of the screen

3. Tap **All** to display all available Discussion Streams



The Discussion Stream list will refresh and display all available reports



Discussion Streams

All ▾



Athlete Demographics

Everything we need to know about our athletes



1 Followers

[Follow](#)



Camp Revenue Stats

A place to float ideas for how to reduce outgoings.



1 Followers

[Follow](#)



Competitions

Let's chat about the merits of running regional competitions...



1 Followers

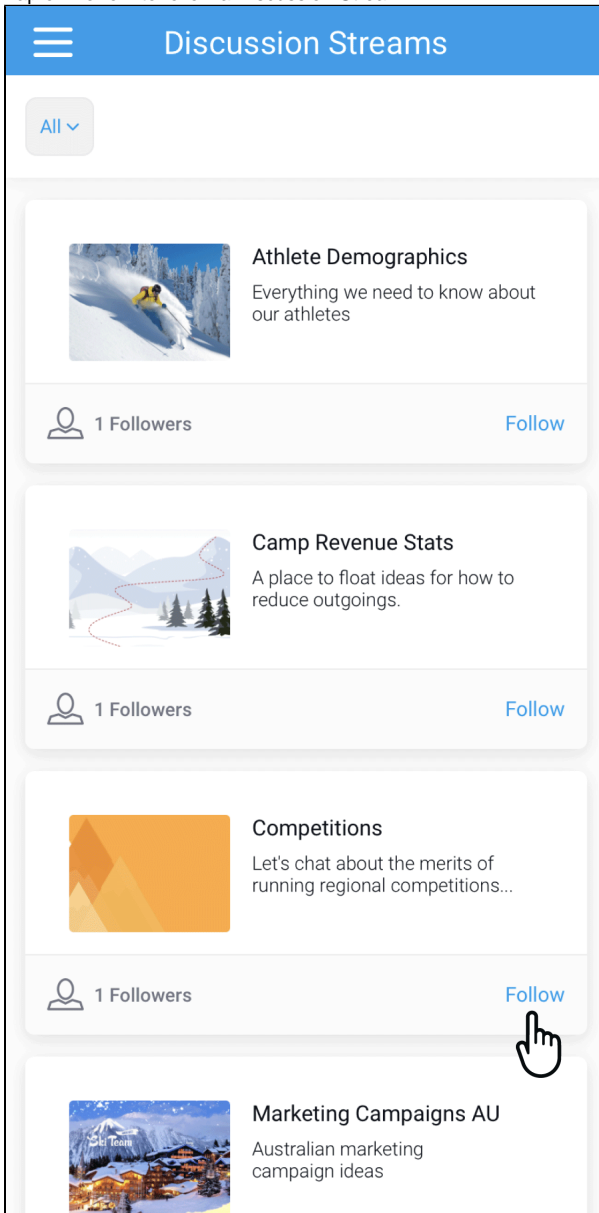
[Follow](#)



Marketing Campaigns AU

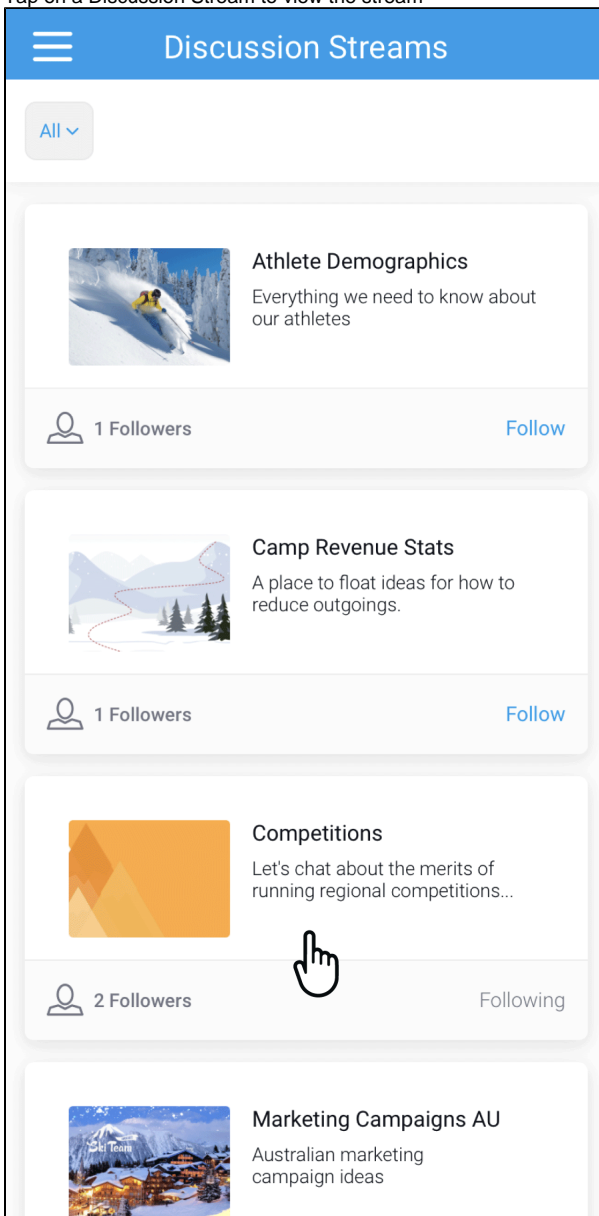
Australian marketing campaign ideas

4. Tap on **Follow** to follow a Discussion Stream



The Followers indicator and Follow will refresh

5. Tap on a Discussion Stream to view the stream



The Discussion Stream will be displayed

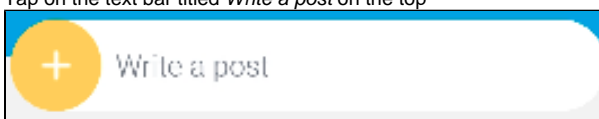
Using a discussion stream

Tapping on a discussion stream opens it. You can view posts and comments made by other members that they wish to share with you.

Write a post





You can write a new post to add to the discussion stream.

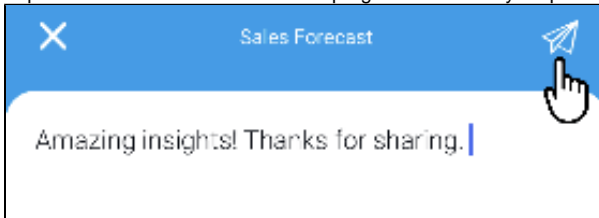
1. Tap on the text bar titled *Write a post* on the top



The text entry page will be displayed

2. Type in your message
3. Type @ to tag users in your post

4. Tap on the **link**  to include a link or URL, the camera  to take a picture or record a video with your mobile device, or the image  to add an existing picture or video from your mobile device
Only one attachment can be added to a post
5. Tap on the send button  in the top-right corner once your post is complete



6. Your post will be added to the discussion stream