

Email Template

- [Overview](#)
 - [Email Events](#)
 - [Formatting the Email Template](#)
 - [Example Output](#)

Overview

[top](#)
Yellowfin sends a variety of emails based on different events that occur in the system. The Email Template allows an administrator to customise the look and feel of these emails.

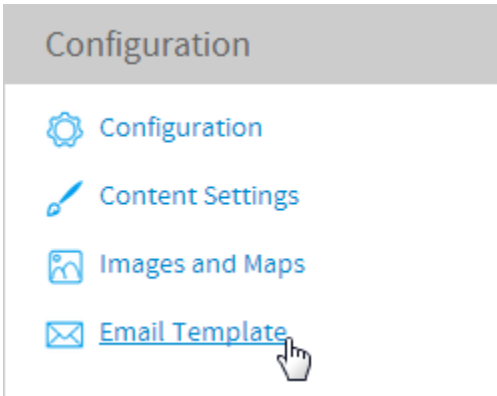
Email Events

There are a range of events that make use of the Email Template. These include:

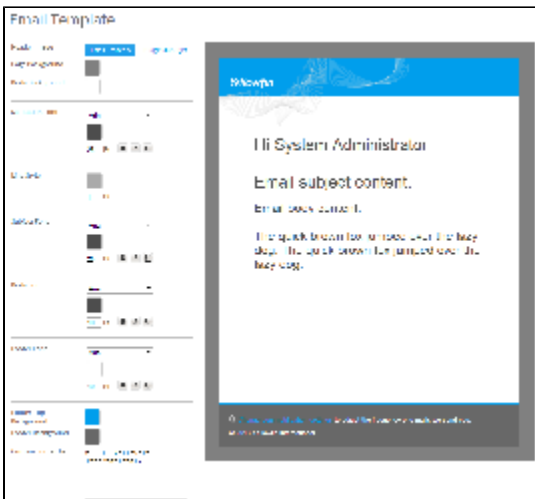
- New User
- Change Password
- Broadcast
- Subscription
- Email Content
- Distribution of:
 - Dashboard Tab
 - Report
 - Storyboard

Formatting the Email Template

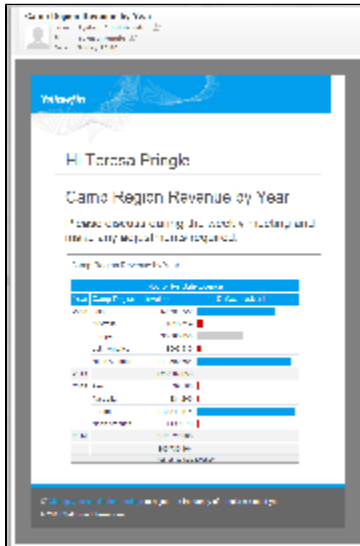
[top](#)
An administrator can access the Email Template page by navigating to **Administration > Admin Console > Email Template**.



From here all of the text and image options used in the template can be manipulated, with a live preview panel on the right of the screen.



Example Output



[top](#)