

Manage Client Organisations

- [Overview](#)
- [Client Organisations](#)
- [Create New Client](#)

Overview

[top](#)

Allows you to add, edit, and delete client organisations without the use of web services. This panel is only displayed when you have Client Organization Functionality enabled in the Configuration panel.

Client Organizations

Client Organization Functionality

Yellowfin will allow the creation of multiple virtual instances within the system.

Global Annotations

Annotations created in the Primary Org cannot be accessed through any Client Orgs.

Access Client Organisation Management through the Admin list in the Admin Console.

Administration

Email Template

Session Management

Schedule Management

Dashboard Management

License Management

Background Execution

Plugin Management

System Information

Mobile Access Management

Client Organizations

See [Client Organisations](#) for more information.

Client Organisations

[top](#)

Using Yellowfin you can create Client Organisations. These are used to manage multiple clients within the one instance of Yellowfin.

| Client Organisations | | |
|--------------------------|-------------|---------------------|
| | Name | Client Reference Id |
| <input type="checkbox"/> | Default | |
| <input type="checkbox"/> | Sport Camps | SPORT |
| <input type="checkbox"/> | Youth Camps | YOUTH |

Add

Edit




Delete

| User Login Access |
|--|
| Select a user to view the list of clients they have access to. |
| <div>Search</div> |
| |

Create New Client

[top](#)
Create new Client Organisations and assign users to them.

Client Organisation

| | | |
|----------------------|--|---|
| Name: | <input type="text" value="Luxury Camps"/> |  |
| Client Reference Id: | <input type="text" value="LUX"/> |  |
| Time Zone: | <input type="text" value="Australia"/> | |
| | <input type="text" value="Brisbane (+10:00)"/> |  |
| Custom style path: | <input type="text" value="lux"/> | |

This path is used for custom styles specific to this client organisation.

Custom CSS files should be placed in the directory:

customcss/

Custom image files should be placed in the directory:

customimages/

Users



Users added to this list are allowed to log on to this Client Organisation.

Add

| | Name | Role |
|--------------------------|------------------|----------------------|
| <input type="checkbox"/> | Mr Administrator | System Administrator |
| <input type="checkbox"/> | Teresa Pringle | System Administrator |

Remove

Save

Cancel

[top](#)