

Manage Client Organisations

- [Overview](#)
- [Client Organisations](#)
- [Create New Client](#)

Overview

[top](#)

Allows you to add, edit, and delete client organisations without the use of web services. This panel is only displayed when you have Client Organisation Functionality enabled in the Configuration panel.

Client Organisations

Client Organisation Functionality

Yellowfin will allow the creation of multiple virtual instances within the system.

On

Global Annotations

Annotations created in the Primary Org cannot be accessed through any Client Orgs.

Off

Access Client Organisation Management through the Admin list in the Admin Console.

Administration

Session Management

Schedule Management

Dashboard Management

Licence Management

Background Execution

Plugin Management

System Information

Content Translation

Client Organisations

Export

Import

See [Client Organisations](#) for more information.

Client Organisations

[top](#)

Using Yellowfin you can create Client Organisations. These are used to manage multiple clients within the one instance of Yellowfin.

Client Organisations		
	Name	Client Reference Id
<input type="checkbox"/>	Default	
<input type="checkbox"/>	Sport Camps	SPORT
<input type="checkbox"/>	Youth Camps	YOUTH

Add

Edit

Delete




User Login Access
Select a user to view the list of clients they have access to.
<div>Search</div>

Create New Client

[top](#)

Create new Client Organisations and assign users to them.

Client Organisation

Name:	<input type="text" value="Luxury Camps"/>	
Client Reference Id:	<input type="text" value="LUX"/>	
Time Zone:	<input type="text" value="Australia"/>	
	<input type="text" value="Brisbane (+10:00)"/>	
Custom style path:	<input type="text" value="lux"/>	

This path is used for custom styles specific to this client organisation.

Custom CSS files should be placed in the directory:

customcss/

Custom image files should be placed in the directory:

customimages/

Users



Users added to this list are allowed to log on to this Client Organisation.

Add

	Name	Role
<input type="checkbox"/>	Mr Administrator	System Administrator
<input type="checkbox"/>	Teresa Pringle	System Administrator

Remove

Save

Cancel

[top](#)