

# Navigating the Status Bar

The status bar is the header at the top of your export and import screens that shows you the status of your file.

Export Last Export Date 21 May 2017	Changes Since Last Export 14	Primary Items in List 4	Total Items in List 12	Dashboard Storyboard Report Data Source View	Warnings Items in List 0
---	------------------------------------	-------------------------------	------------------------------	--	--------------------------------

Following is a brief description of each of the items of this header:

## Export/Import

You can view the date of the last export or import here.

## Changes

This tab shows the exact number of changes that occurred since the last import or export. If you click on the number, you will also be able to view the content that was changed. The advanced search panel will appear, displaying the date range within which the changes were made.

Changes  
Since Last Export  
14

Search

Search

Select All | Clear Selection

No Results

Advanced

-- Select Data Source --

-- Select View --

-- Select Folder --

-- Select Sub Folder --

Last Modified

21/05/2017 - 21/05/2017

Clear

Export List

Name	Last Modified	Last Modified By	Linked ...	Alert
Athlete	29/3/2016 2:52 PM	System Administrator	5	
Athletes			1	
Female Athlete	14/12/2013 1:18 PM		0	
Access Level View	19/5/2017 5:14 PM	Bee Sheikh	3	

## Primary

The total number of primary content in the file is simply displayed here.

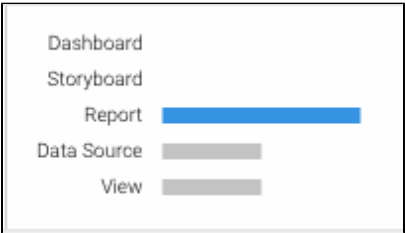
## Total

This static number shows the total number of primary contents *and* their dependencies in file.

## Content type breakdown:

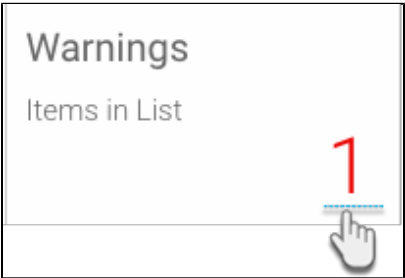
This tab lets you see the breakdown of the types of content in your report. The *blue* bar here signifies the main or primary content and the *grey*, its dependencies. If you do not see a bar next to a type, it means that type of content is not included in the file.

The example below shows that the selected content contains the most primary reports, and some dependencies in the form of data sources and views.



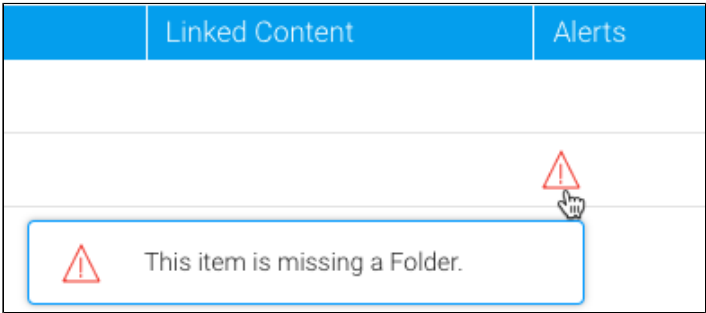
# Warnings alerts

Yellowfin scans your information to check if any data is broken or missing and sends warnings if it is. The number of such warnings will be shown in this tab.

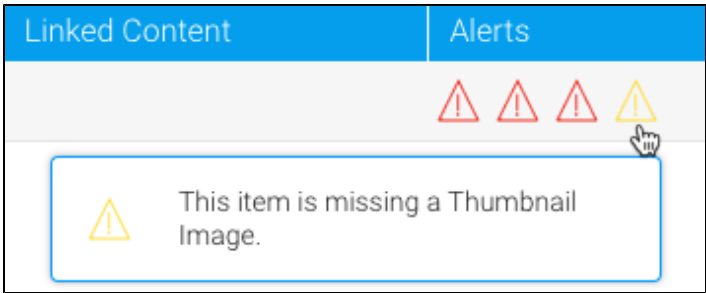


You can then look for alert icons in the content list (under the Alerts column) to see where a dependency is missing or data is broken. There are two types of alerts Yellowfin will notify you of:

- Red alerts – These appear when the content is broken, i.e. an important dependency is missing which is required for your content to function properly. Hover your cursor over this icon to see a quick message that lets you know what exactly is missing.



- Yellow alerts – The yellow alerts appear as light warnings, to notify you of any missing trivial dependencies.



Related links:

[Importing or Exporting Data](#)

[The Export Process](#)

[The Import Process](#)

[Searching for Export Content](#)