

Intersect Sub Query

- [Introduction](#)
- [Create](#)
- [Master Query](#)
- [Intersect Query](#)
 - [Create Intersect](#)
 - [Configure Intersect](#)
 - [Edit Settings](#)
- [Apply Filters](#)
 - [Master Filter](#)
 - [Sub Query Filter](#)
- [Save](#)

Introduction

[top](#)

In this tutorial, we will walk through setting up an Intersect sub query. A good way to think about **Intersects** is - use them if you need a list of something that appears in two separate lists.

In this scenario our main report will have a list of athletes that attended camps in the current year. We will then create a list of athletes from the previous year, and only return a list of athletes that are in both. This will effectively give us a list of athletes that are return customers from last year.

Create

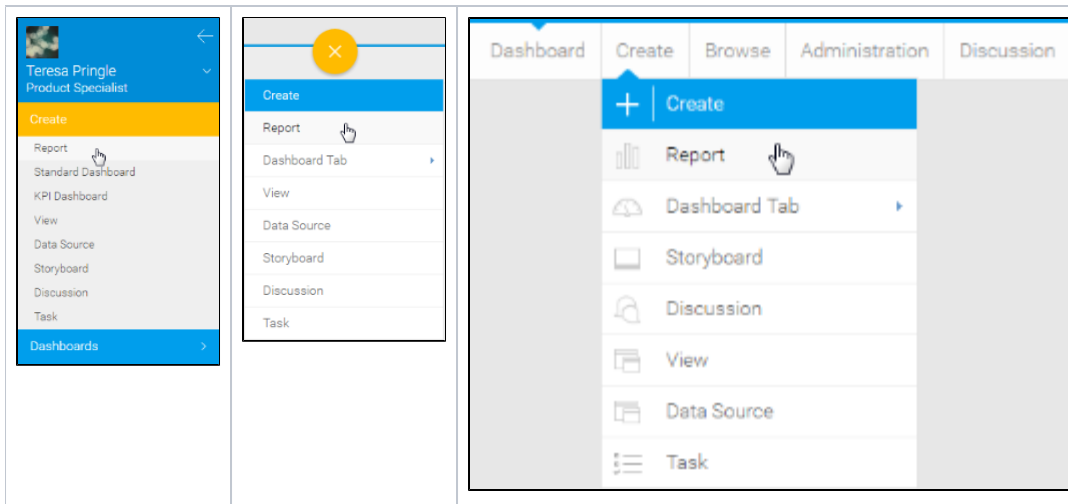
[top](#)

1. Start the **Report** creation process by using one of these methods:

- **Left Side Nav** - open the left side navigation panel, click on Create, select the Report option
- **Top Right Button** - click on the create button, select the Report option.
- **Toolbar** - click on the **Create** link in the toolbar, select the Report option.

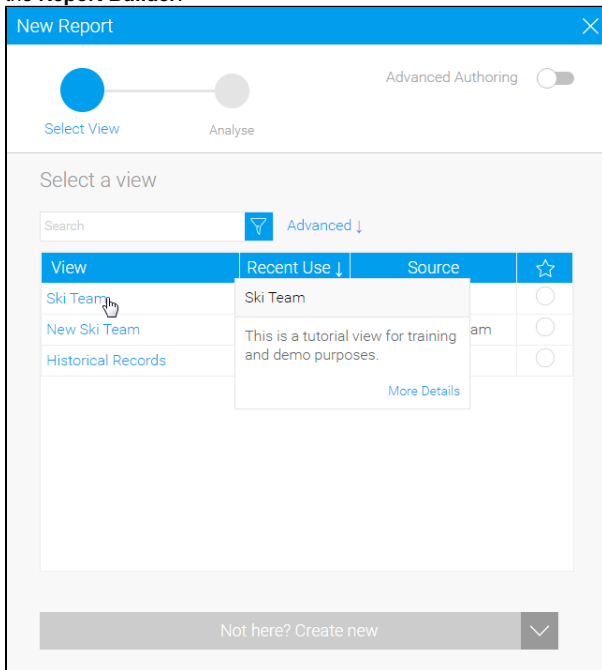
You will now see the **New Report** lightbox.

Left Side Nav	Top Right (with Left Side Navigation enabled)	Toolbar
---------------	--	---------



2. Click on the **Ski Team** view in order to use the fields defined within it for creating the report.

3. You will now be taken to the **Data** step of the **Report Builder**.

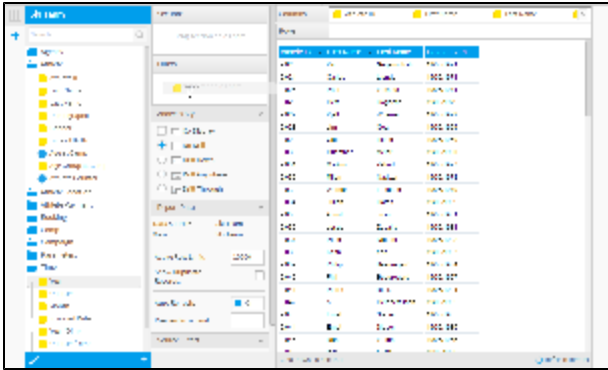


Master Query

top

4. Drag and drop the **Athlete ID**, **FIRST Name**, **LAST Name**, and **Date of Birth** dimensions into the **Columns** list.

5. Drag and drop the **Year** dimension into the **Filters** list.



Intersect Query

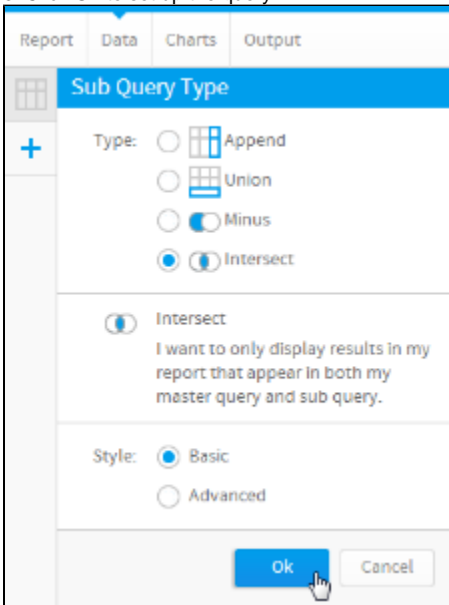
[top](#)

Create Intersect

6. Click on the **+** button in the Sub Query panel to the left of the Data step to add a Sub Query.

7. Set the Type to **Intersect** and Style to **Basic**.

8. Click **Ok** to set up the query.



Configure Intersect

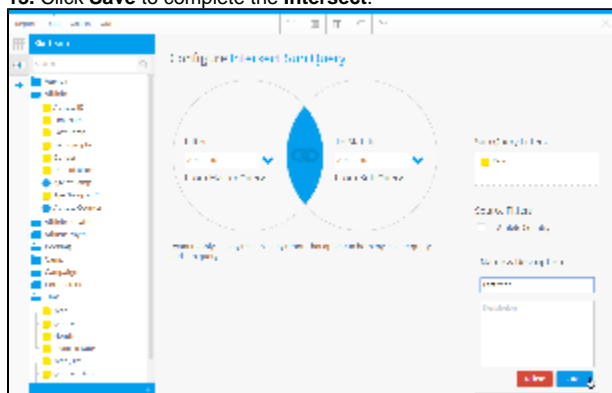
9. Set the **Filter** on the **Master Query** to apply to the **Athlete ID** field. This is how rows to be used from the master query will be located, matching the ID field.

10. Set the **To Match** field on the **Sub Query** to be the **Athlete ID** field. This will list all Athlete ID values to be matched to the master query.

11. Drag the **Year** field into the **Sub Query Filters** list. This will be used to restrict the list of Athlete IDs to a certain date range.

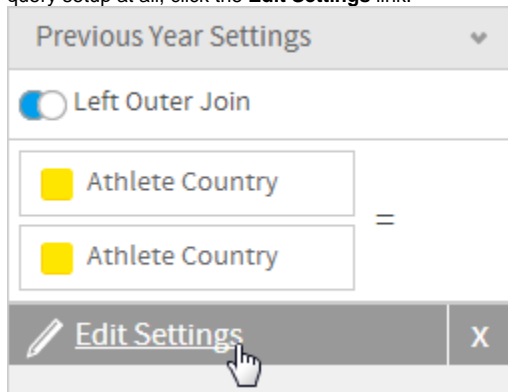
12. Change the name of the Sub Query to **Last Year**.

13. Click **Save** to complete the **Intersect**.



Edit Settings

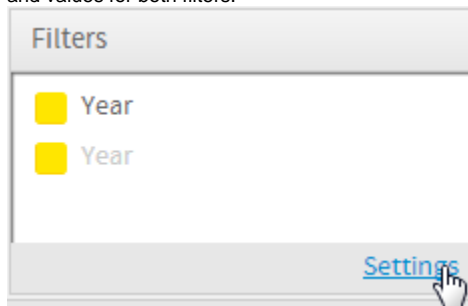
14. If you need to make changes to your sub query setup at all, click the **Edit Settings** link.



Apply Filters

[top](#)

15. Click on the **Settings** link in the **Filters** panel. This will allow you to configure logic and values for both filters.



Master Filter

16. Set the **Master Query** filter to be Year **Between**

17. Click the **Define Value** link and select the **Pre-defined Period** option.

18. Select the **This Calendar Year** option and click the **Submit** button.



Sub Query Filter

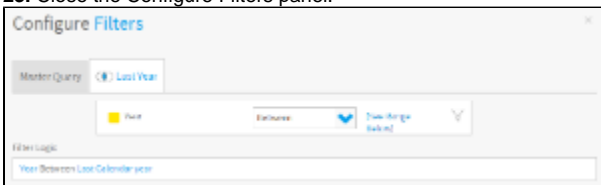
19. Navigate to the sub query filter by clicking on the **Prior Years** tab.

20. Set the filter to be filter to be Year **Between**

21. Click the **Define Value** link and select the **Pre-defined Period** option.

22. Select the **This Calendar Year** option and click the **Submit** button.

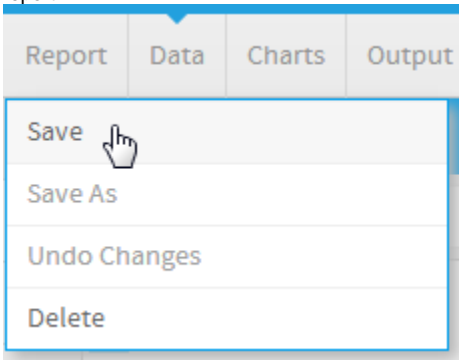
23. Close the Configure Filters panel.



Save

[top](#)

24. Click **Report > Save** to activate your report.



25. Set the **Name** of your report to **Intersect Sub Query Tutorial**.

26. Set the **Description** to **This report was written using the Sub Query Tutorial**.

27. Select **Tutorial** as the **Category**.

28. Select **Training** as the **Sub Category**.

29. Click **Activate** to finish.

Report Data Charts Output

Report Settings

Intersect Sub Query Tutorial

This report was written using the Sub Query Tutorial

Tutorial Training

+ Address

Report Lifespan Public Private

All users with Category access will be able to view this report

Display

Refresh

Distribution Security

Activate Draft Cancel

30. You now have an active Intersect Sub Query report.

Intersect Sub Query Tutorial

This report was written using the Sub Query Tutorial

Athlete ID	First Name	Last Name	Date of Birth
9,068	Dietmar	Geiger	19/05/1992
9,289	Simone	Clancy	14/09/1973
9,301	Jonathan	Beaulieu	01/01/1983
9,640	Anthony	Liberti	05/02/1987
9,645	Bjoern	Sieber	05/03/1991
9,653	Jonathan	Hildreth	05/05/1991
9,687	Sean	Higgins	06/06/1992
9,691	Cooper	Hibbard	06/07/1986
9,717	Joshua	Bedard	07/03/1986
9,718	David	Wolff	23/08/1992
9,721	Dean	Fagan	07/04/1991
9,722	Jonathan	Wolf	07/04/1991
9,736	Tyler	Judkins	07/12/1986
9,740	William	Geller	08/01/1992
9,790	Christopher	Beckmann	09/10/1988
9,792	Isaciah	Waller	10/02/1985

[top](#)