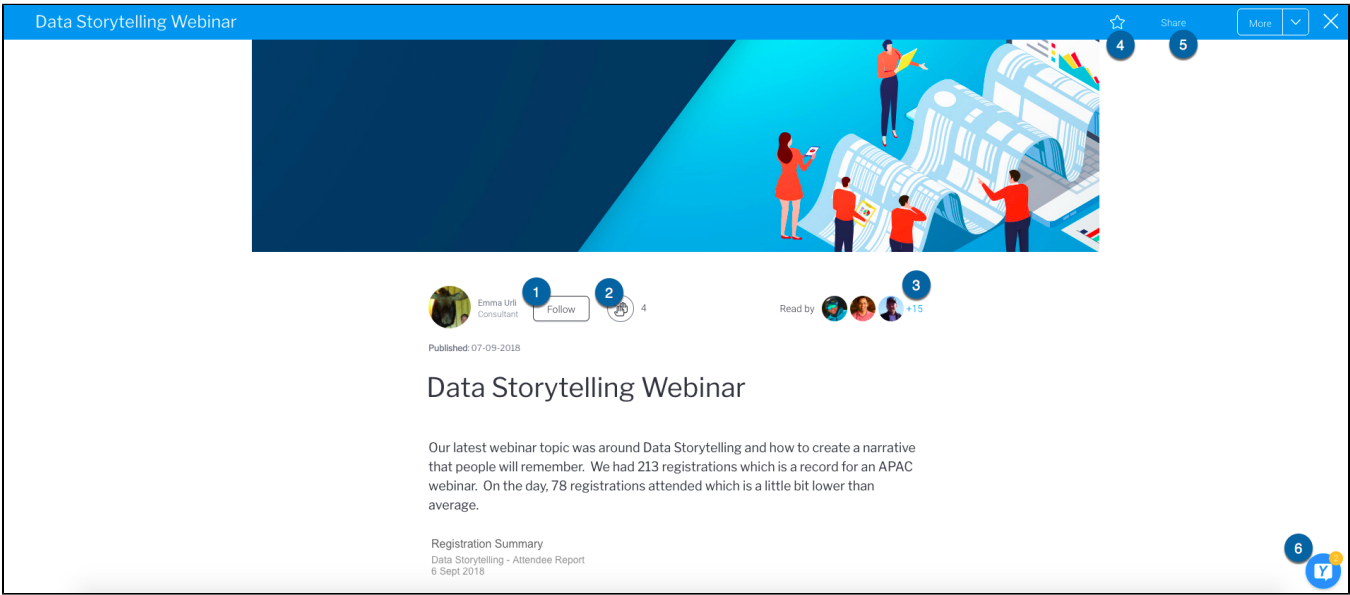


# Story Reader Interactivity

This section covers the major actions that Story readers can also perform on a published Story, such as, liking it, or commenting on it.

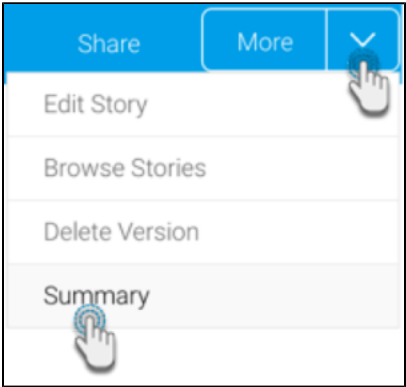


Number	Function	Description
1.	Follow	Follow the Story author to get notifications of all Stories they publish, along with other activities performed by them, on your Timeline.
2.	Clap	Like a Story. The total number of users who have liked this Story is also stated. Note that this action can also be undone.
3.	Readers	Click on the number to view all the users who have read this Story.
4.	Favorite	Save the Story to your list of favorite items. This allows you to quickly find the Story to read it at a later time.
5.	Share	Share the Story with other users.
6.	Comment	Leave comments, add tasks, or add secure comments on a published Story, by using the <a href="#">Activity Panel</a> .

## Story Summary

Much like most Yellowfin content, a summary on information related to a Story is also provided. This includes story details, such as the folder it's saved in, when it was last modified, its unique content ID in Yellowfin (UUID), and more.

To view it, open a published story, click on the **More** button, and choose **Summary**.



A popup will appear displaying summarized details on the selected story.

Story about regions and their sales


×

Story Details

Story about regions and their sales

June 2019 update on regional sales

Last Modified

 System Administrat...  
2-7-2019  
19:31

Read Count


1


Activity

Last 30 Days


-

Folder & Sub Folder:

 Tutorial

 Athletes

Story Access

 Public

Story URL

http://localhost/Story.i4?storyPublishUUID=8