

Input Steps

The Data Transformation module supports different ways of extracting data from sources and loading it into Yellowfin, using the **input steps**. This section will show you how to use and configure each of these steps.

Input Steps

API

↑

Extract from Single Third Party Ta...

This step is for extracting data from a single third party table

SQL

Extract from Freehand SQL

This step is for extracting by using Freehand SQL

Extract from Single Table

This step is for extracting from a single database table

Extract from Delimited File






This step is for extracting from a delimited file

Extract from Report

This step is for extracting from a Report

Types of Input Steps

Click on the name of an input step in the table below to learn how to configure it.

Icon	Input Step	Description
	Third-party Connector	To extract data from a single third-party connection table. The connectors currently supported are: Google Analytics, Google Sheets, and Salesforce.
	Freehand SQL	Use this method to import data from a database using an SQL query.
	Single table	This input step can be used to import data from a single database table.
	Delimited file	This input method is used when extracting data from a delimited file (that is, a file with separators).
	Report	Use this method to use a Yellowfin report as the source of data. This method accepts 2-dimensional reports, but not multi-dimensional ones. The following types of reports are currently not supported: Jasper, SSRS, and BIRT.

