

# Plugin Management

- [Overview](#)
- [Add](#)
- [Edit](#)
- [Delete](#)

## Overview

[top](#)

This page is designed to allow you to install and manage a range of plugins within your Yellowfin instance. The types of plugin available through this page include;

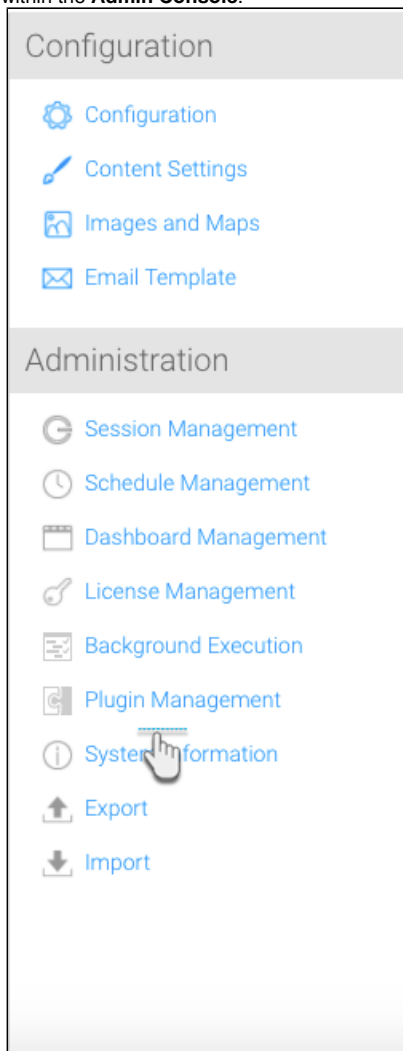
- Third Party Connectors
- JDBC Drivers
- Advanced Functions
- Converters
- Custom Formatters

## Add

[top](#)

In order to add a plugin you will first need to create or obtain one - you can find a selection on the [Yellowfin Marketplace](#). Once you have a plugin to install, follow these steps:

1. Access the **Plugin Management** page within the **Admin Console**.



2. From here, click on the **Add** button at the bottom of the existing plugins list.

	Name	Description	Type
<input type="checkbox"/>	YouTube	Youtube Third Party Connector	PLUGIN
<input type="checkbox"/>	Google Analytics	Google Analytics Third Party Connector	PLUGIN
<input type="checkbox"/>	Google Sheets	Google Sheets Third Party Connector	PLUGIN
<input type="checkbox"/>	Twitter	Twitter Third Party Connector	PLUGIN
Select All / Deselect All			<a href="#">Add</a> <a href="#">Delete</a>


3. On the **New Plugin** lightbox, drag and drop your plugin file. This should either be a `.jar` or `.yfp` type.

4. Provide a **Name** and **Description** for the plugin, which will help users understand what its intended purpose is. This will not be the label of the plugin outside of the **Plugin Management** page.

New Plugin

Name

Description



+ Copy

Drag a Plugin file here (.jar/.yfp)


Cancel

5. Once Yellowfin has finished processing your file, click **Submit**.

New Plugin

Byte Count Formatter

Custom Formatter

 bytcountformatter.jar

+ Add more

Submit

6. You will now see your newest plugin in the list.

	Name	Description	Type
<input type="checkbox"/>	YouTube	Youtube Third Party Connector	PLUGIN
<input checked="" type="checkbox"/>	Byte Count Formatter	Custom Formatter	PLUGIN
bytcountformatter.jar com.hof.m.custom.format.ByteCountFormatter (Custom Formatter)			<a href="#">Edit</a> <a href="#">Delete</a>
<input type="checkbox"/>	Google Analytics	Google Analytics Third Party Connector	PLUGIN
<input type="checkbox"/>	Google Sheets	Google Sheets Third Party Connector	PLUGIN
<input type="checkbox"/>	Twitter	Twitter Third Party Connector	PLUGIN
Select All / Deselect All			<a href="#">Add</a> <a href="#">Delete</a>

## Edit

[top](#)

Editing a plugin can mean either adjusting the name and description, or updating the plugin file(s).

1. Click on the plugin in the list and select the **Edit** link.

Name	Description	Type
<input type="checkbox"/> Youtube	Youtube Third Party Connector	PLUGIN
<input type="checkbox"/> Byte Count Formatter	Custom Formatter	PLUGIN
bytecountformatter.jar com.hof.mi.custom.format.ByteCountFormatter (Custom Formatter)		
		<a href="#">Edit</a> <a href="#">Delete</a>
<input type="checkbox"/> Google Analytics	Google Analytics Third Party Connector	PLUGIN
<input type="checkbox"/> Google Sheets	Google Sheets Third Party Connector	PLUGIN
<input type="checkbox"/> Twitter	Twitter Third Party Connector	PLUGIN

2. Click on the **Remove** button next to a component of the plugin in order to remove it.



3. Click on the **+ Add more** link in order to load new files as part of the plugin.



4. Click **Submit** to complete the edit.

## Delete

[top](#)

In order to delete a plugin, or multiple, follow one of these options:

1. Click on the name of a single plugin and select the **Delete** link.

OR

2. Check the box next to one or more plugins to remove and click the **Delete** button.

Name	Description	Type
<input type="checkbox"/> Youtube	Youtube Third Party Connector	PLUGIN
<input type="checkbox"/> Byte Count Formatter	Custom Formatter	PLUGIN
bytecountformatter.jar com.hof.mi.custom.format.ByteCountFormatter (Custom Formatter)		
		<a href="#">Edit</a> <a href="#">Delete</a>
<input type="checkbox"/> Google Analytics	Google Analytics Third Party Connector	PLUGIN
<input type="checkbox"/> Google Sheets	Google Sheets Third Party Connector	PLUGIN
<input type="checkbox"/> Twitter	Twitter Third Party Connector	PLUGIN
Select All / Deselect All		<a href="#">Add</a> <a href="#">Delete</a>

Name	Description	Type
<input type="checkbox"/> Youtube	Youtube Third Party Connector	PLUGIN
<input checked="" type="checkbox"/> Byte Count Formatter	Custom Formatter	PLUGIN
<input checked="" type="checkbox"/> Google Analytics	Google Analytics Third Party Connector	PLUGIN
<input type="checkbox"/> Google Sheets	Google Sheets Third Party Connector	PLUGIN
<input checked="" type="checkbox"/> Twitter	Twitter Third Party Connector	PLUGIN
Select All / Deselect All		<a href="#">Add</a> <a href="#">Delete</a>

[top](#)