

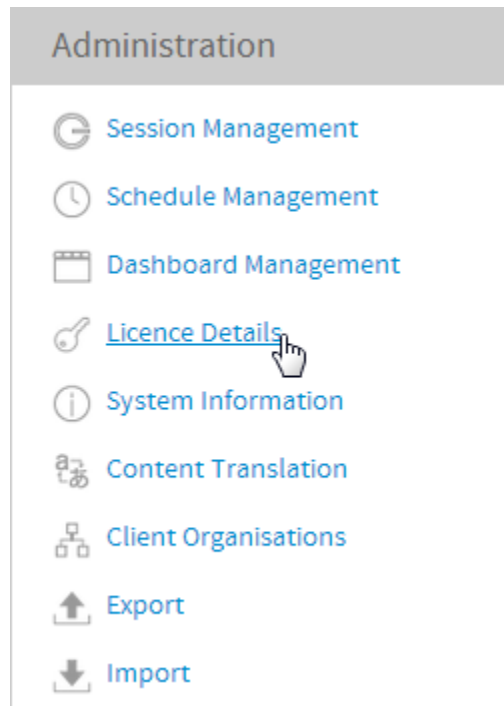
Licence Management

- [Overview](#)
- [Current Licence](#)
- [Upload Licence](#)
 - [Invalid Licence Message](#)
 - [Incorrect Host Message](#)
- [Reminder Schedule](#)

Overview

[top](#)

Administrators can manage licences via the **Admin Console**. The **Licence Details** page also provides you with an overview of your licence variables such as number of users and expiry dates. Once you login to Yellowfin you will be able to view and manage your licence from the **Licence Details** page by navigating to **Administration > Admin Console > Licence Details**




Current Licence

[top](#)

Here you will be able to view the current licence parameters used by your instance and upload new files.

Current Licence



Property	Licence	Using
Licensed To	Yellowfin	
Licence Type	Development	 Full
Server Name	turkey	localhost Turkey Turkey.yflocal
Expiry Date	25/10/2014	30/9/2014
Data Sources	9999	3
Consumers	9999 (19996)	0
Writers	9999	2
Dashboard	9999	2
Named Users	9999	0
Server Cores	9999	4
Multicast	9999	4
Concurrent Users	9999	1
Client Organisations	9999	0

Upload Licence

[top](#)

After you have installed Yellowfin you may need to update your licence file. Generally the licence key you receive with the installer is for a limited time only. When you receive your new licence key or a regenerated licence key you can update it by selecting the file you wish to use and upload on the **Licence Details** page.

Upload Licence



Licence File

Locate and select the licence file to be uploaded.

Choose file

No file chosen

Preview

Clear














You will then be shown the licence parameters of the file you selected and asked to confirm that it is correct to complete the upload.

Upload Licence

Licence File

Locate and select the licence file to be uploaded.

C:\fakepath\Licence.lic

Property	Licence	Using	New Licence
Licensed To	Yellowfin		Yellowfin
Licence Type	Development	 Full	 Development
Server Name	turkey	activate.adobe.com localhost Turkey Turkey.yflocal	 turkey
Expiry Date	25/10/2014	30/9/2014	 25/10/2014
Data Sources	9999	3	 9999
Consumers	9999 (19996)	0	 9999
Writers	9999	2	 9999
Dashboard	9999	2	 9999
Named Users	9999	0	 9999
Server Cores	9999	4	 9999
Multicast	9999	4	 9999
Concurrent Users	9999	1	 9999
Client Organisations	9999	0	 9999

Licence File

Locate and select the licence file to be uploaded.

Submit

Clear

Invalid Licence Message

If your licence is invalid you will be presented with a licence error message. Confirm the licence is valid (dates, hostname) by viewing the parameters in a text editor. If all parameters appear to be valid contact Yellowfin for support.

Incorrect Host Message

To load a new licence file you must do so from the server on which Yellowfin is installed. If you do not do so an error is displayed.

Reminder Schedule

[top](#)

This function allows you to schedule Yellowfin to send reminder emails to nominated users or email addresses when licence expiry approaches.

Reminder Schedule



Schedule	Details	Recipients
<input type="checkbox"/> 90 Days	Reminder 90 days before expiry	0
<input type="checkbox"/> 60 Days	Reminder 60 days before expiry	0
<input type="checkbox"/> 30 Days	Reminder 30 days before expiry	0
<input type="checkbox"/> Weekly	Weekly reminder X weeks before expiry	0
<input type="checkbox"/> Daily	Daily reminder X days before expiry	0

[top](#)