

Android Devices

- [Download and Install the Yellowfin App](#)
- [Set Up a Connection](#)
- [Logging In](#)

If you have an Android based device, use this tutorial to connect and use Yellowfin on it.

Download and Install the Yellowfin App

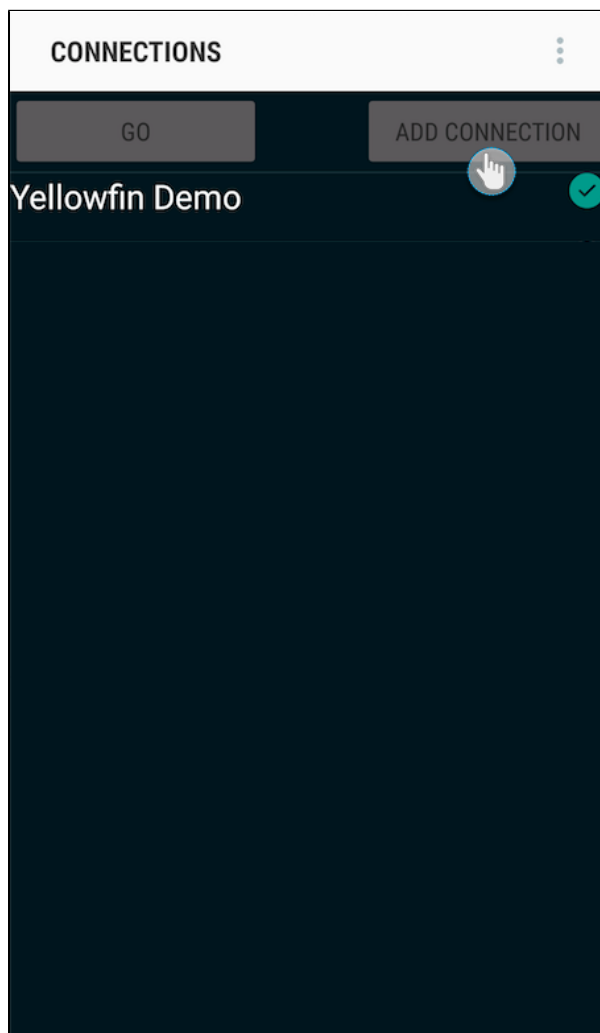
You can download the Yellowfin app from the Google Play store:



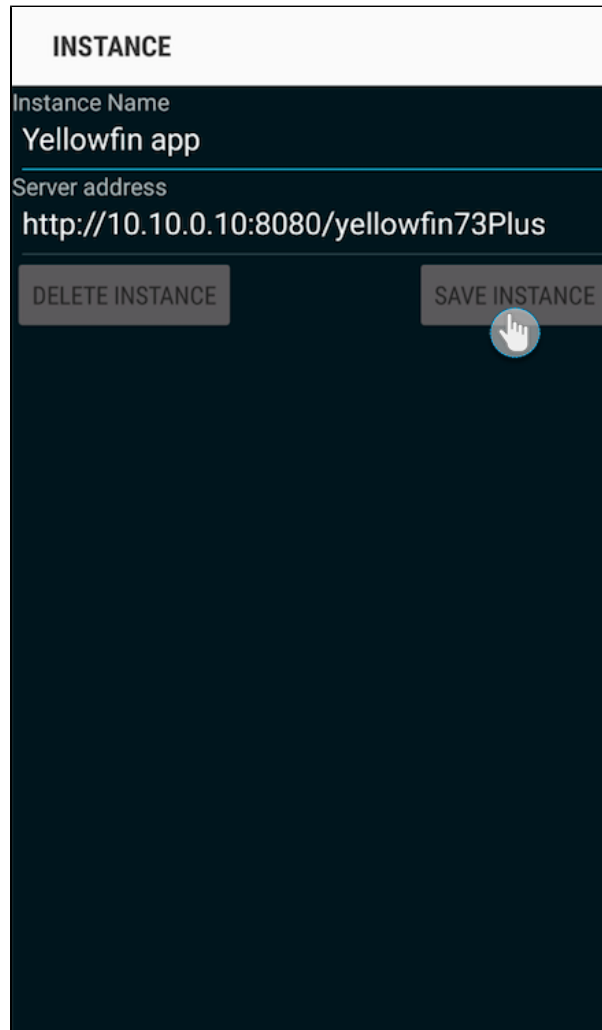
Set Up a Connection

Here's how you can set up a connection to your instance of Yellowfin from your Android device.

1. Open the Yellowfin App; the connections screen will appear.
2. Tap on the Add Connection button.



3. Provide a name and enter the server address of your Yellowfin instance.
4. Then tap on Save Instance.



INSTANCE

Instance Name
Yellowfin app

Server address
http://10.10.0.10:8080/yellowfin73Plus


DELETE INSTANCE

SAVE INSTANCE

5. You will be redirected to the previous screen with a new record of the instance you've just created.

Logging In

The next step is to log in to your instance through your account.

 You only need to log into your app once. Your credentials will automatically be saved.


1. Open the app.
2. Note: If you have access to multiple client organisations, choose one from the following screen and then tap on Login. (If not, then skip this step.)

Yellowfin

You have access to multiple client organisations. Please select the client you wish to log into.

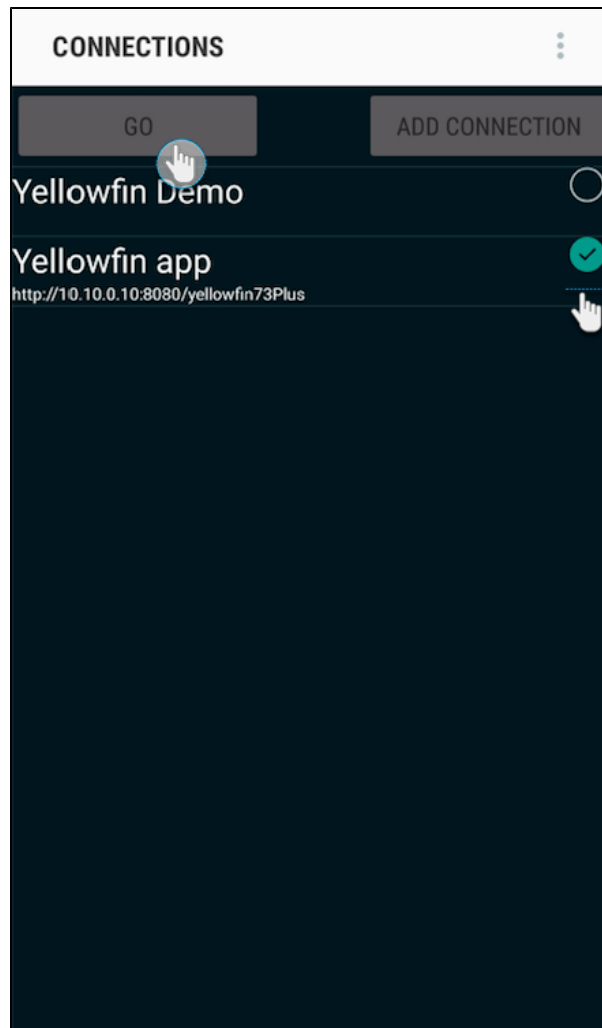
Select Client Organisation:

Default

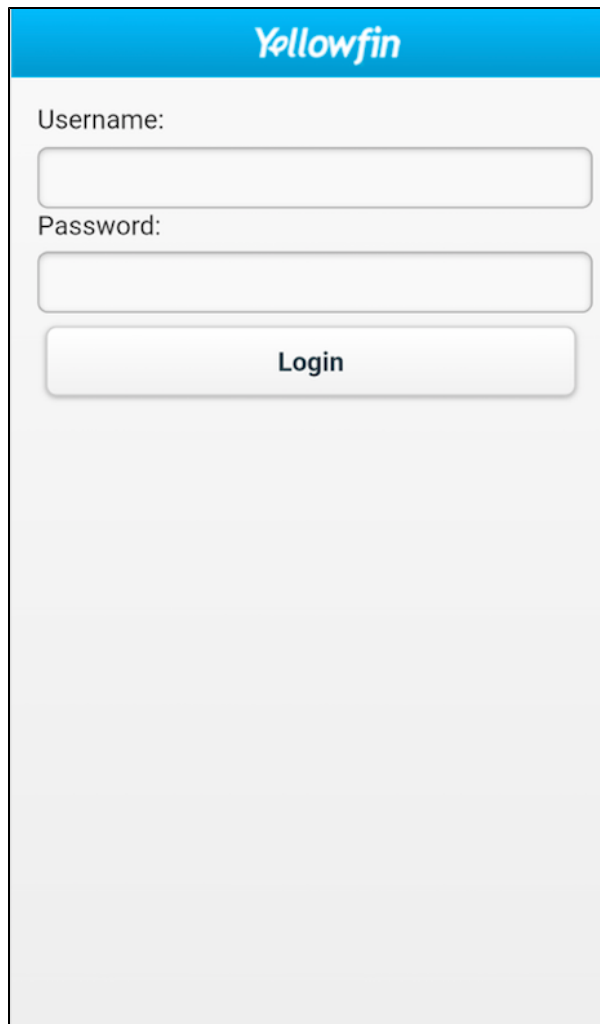


Login

- Select the option for the Yellowfin instance that you want to connect to, if you have multiple instances set up in your device.
3. Then tap on the Go button.



4. Enter your login credentials in the login screen and tap on the Login button.

The image shows a mobile application login screen for 'Yellowfin'. At the top is a blue header with the 'Yellowfin' logo in white. Below the header, the text 'Username:' is followed by a white rectangular input field. Underneath that, the text 'Password:' is followed by another white rectangular input field. Below the password field is a white rectangular button with the word 'Login' in black text. The background of the screen is a light gray gradient.

Yellowfin

Username:

Password:

Login

5. Upon successfully logging in, you will be taken to the home screen of the app.
6. Now you can get a better [understanding of the app screens](#), or directly jump into [accessing your data](#).

Related links:

[View the Android App Screens](#)

[Using Yellowfin on your Android Device](#)