











# Yellowfin Directory Structure

- [General structure](#)
- [The ROOT directory](#)
- [Log file location](#)
- [Section navigation](#)
  - [Current topic - Deploy Yellowfin](#)
  - [Install on Premises](#)
  - [Install in the Cloud](#)
  - [Install in a container](#)
  - [Deploy Yellowfin](#)
  - [Advanced Deployments](#)

## General structure

Once you have installed Yellowfin on your system, an application/program folder will be created for the instance. This page discusses the main files and folders that will be present within that folder.

< >  <b>Yellowfin 9.6</b>	
Name	
> 	appserver
> 	data
> 	development
> 	doc
> 	legal
> 	tutorialdata
> 	Uninstaller
	yellowfin.war
	YellowfinInstallLog-20210706.log

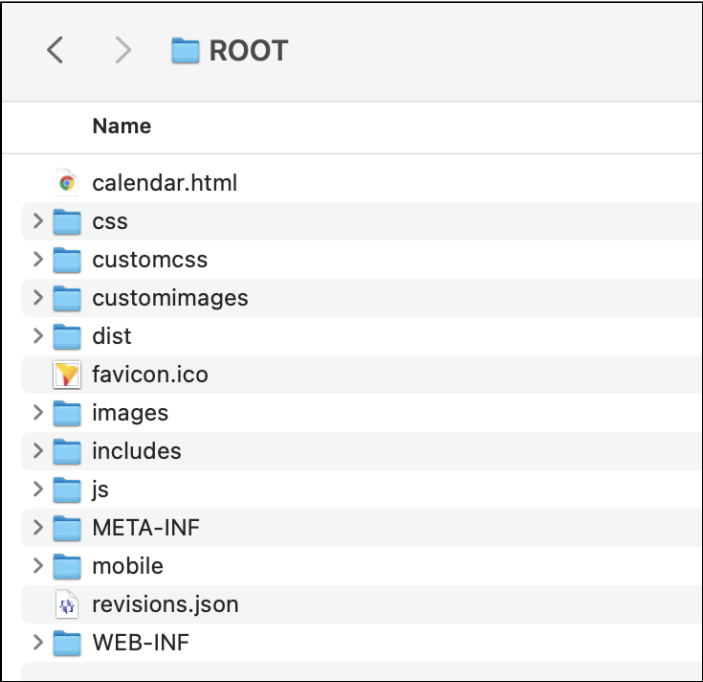
Your new Yellowfin directory contains some useful information and resources. The table below outlines the most useful.

Directory Path or File	Content Description
\appserver	This folder contains Apache Tomcat Java application server binaries, scripts and configuration files.
\appserver\bin	Yellowfin/Tomcat startup and shutdown scripts.
\appserver\conf	Tomcat configuration files including server.xml.
\appserver\logs	Yellowfin and Tomcat log files.
\appserver\webapps\ROOT	Yellowfin web application server binaries, scripts and configuration files (see table below for further details).
\data	Default Yellowfin configuration database properties and script files.
\development	Yellowfin development libraries, documentation and sample code.
\development\doc\webservices\javadoc	Documentation for Yellowfin web services.
\doc	Empty folder reserved for future use.
\legal	Yellowfin and third-party license agreements and notes.
\tutorialdata	Ski Team tutorial database files.
\Uninstaller	A program to uninstall Yellowfin from your system.

\\yellowfin.war	Yellowfin web application archive used by Apache Tomcat Java application server.
\\YellowfinInstallLog-YYYYMMDD.log	A log file created by the Yellowfin installer (see <a href="#">Logs and Logging</a> for more info).

## The ROOT directory

The ROOT folder within \\appserver\\webapps contains some of the web application's main scripts and files.



The table below describes some of the most useful content, which you will need to access if you wish to customize or add to your default Yellowfin deployment.

Directory Path or File	Content Description
\\customcss	Place custom css files in this directory. Any files in this directory with a .css extension will be included in all pages.
\\customimages	Place custom image files in this directory. Any files in this directory will override files in the images directory with the same name.
\\js\\chartingLibraries	Additional JavaScript chart libraries can be placed here.
\\revisions.json	Version information about the Yellowfin build.
\\WEB-INF\\custom-functions.xml	Custom SQL functions can be added to this file.
\\WEB-INF\\lib	Additional JDBC drivers can be placed here.
\\WEB-INF\\log4j.properties	The Yellowfin logging level can be set in this file.
\\WEB-INF\\web.xml	Main Yellowfin web application configuration file.

## Log file location

Yellowfin can log as little or as much detail as required for a range of purposes. For detailed information on the location and content of log files, see the [Logs and Logging](#) page.

## Section navigation

## Current topic - Deploy Yellowfin

This page is part of the [Install And Deploy Yellowfin](#) section of the wiki, which has these topics:

### Install on Premises

[Yellowfin Directory Structure](#)

- [Installation Steps](#)

### Install in the Cloud

[Install in the Cloud](#)

- [Yellowfin for AWS](#)
- [Yellowfin for Azure](#)
- [Yellowfin for Google Cloud Platform](#)

### Install in a container

[Install in a Container](#)

- [Docker](#)
- [Kubernetes](#)
- [Upgrading Yellowfin Container Deployment](#)

### Deploy Yellowfin

[Deploy Yellowfin](#)

- [Logs and Logging](#)
- [Yellowfin Directory Structure](#)
- [User Welcome](#)

### Advanced Deployments

[Advanced Deployments](#)

- [Clustering Guide](#)
- [Yellowfin Server Specification](#)
- [Automate Yellowfin Deployment on Linux](#)
- [SAML Bridge](#)
- [Standalone Configuration Tools](#)

[top](#)

---