

# Box & Whisker

- [Overview](#)
  - [Chart Data Options](#)
- [Box & Whisker Tutorial](#)
  - [Summary](#)
  - [Tutorial](#)

## Overview

[top](#)

A chart which gives a quick overview of series of values and their statistical properties.

## Chart Data Options

Option	Description
Horizontal Axis	Select at least one metric to analyse in the chart.
Vertical Axis	Select a label to split your series up by.

## Box & Whisker Tutorial

[top](#)

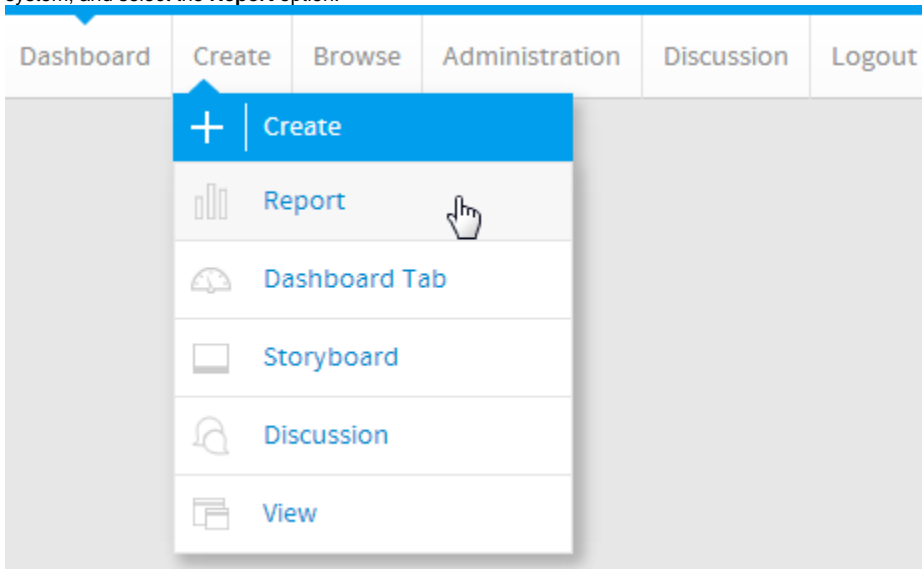
## Summary

In order to set up a Box & Whisker Chart you will need:

1. Create a report with chart display
  - a. Select a field to use as the **Vertical Axis**
  - b. Select a field to use as the **Horizontal Axis**
  - c. Enable the display of **duplicate records**
2. Create your chart, selecting **Box & Whisker** as the type under the **Analytical** heading
3. Provide the **Horizontal** and **Vertical** axis options
4. Customise the Chart as required
5. Proceed to the **Output** step
6. **Save** your report

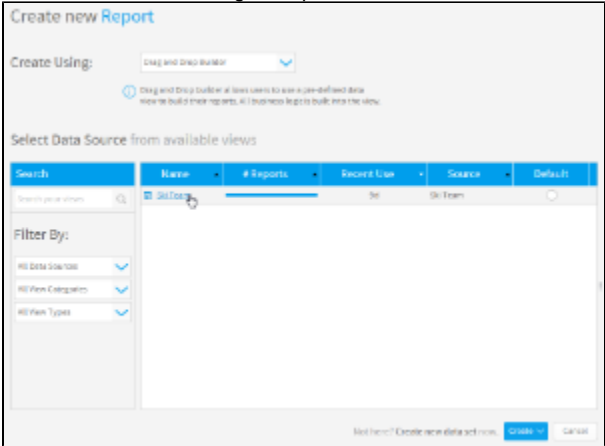
## Tutorial

1. Click the **Create** link in the main navigation bar of the system, and select the **Report** option.



2. You will now be on the Report Initialisation page. Ensure the **Drag and Drop Builder** has been selected to use for report creation.

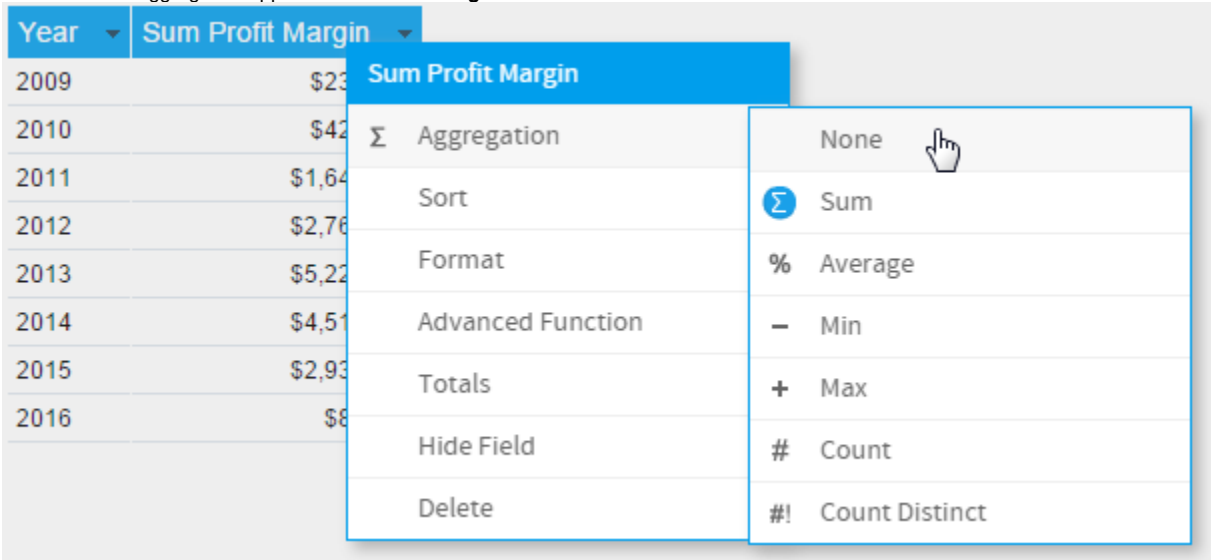
3. Click on the **Ski Team** view in order to use the fields defined within it for creating the report.



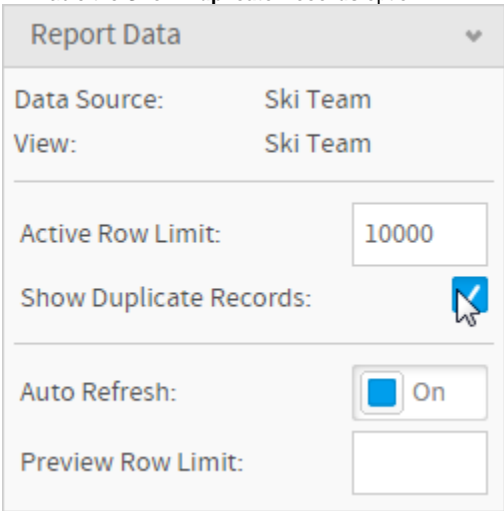
4. Add **Year** and **Profit Margin** to **Columns**.

5. Add **Booking Status** to **Filters**.

6. Remove the aggregation applied to the **Profit Margin** field.



7. Enable the **Show Duplicate Records** option.



8. Open the filter **Settings** menu.

Filters

Booking Status

Settings

9. Set **Booking Status** to be **Equal to Active**.

Booking Status

Equal to

Active

10. Proceed to the **Charts** step of the builder.

Report

Data

Charts

Output

11. Select the **Box & Whisker** chart from the **Analytical** section of the charts panel on the right of the screen.

Analytical

12. Set the following components:

- **Horizontal Axis:** Profit Margin
- **Vertical Axis:** Year

Box and Whisker

Horizontal Axis

Profit Margin

Vertical Axis

Year

13. **Save** your report

