

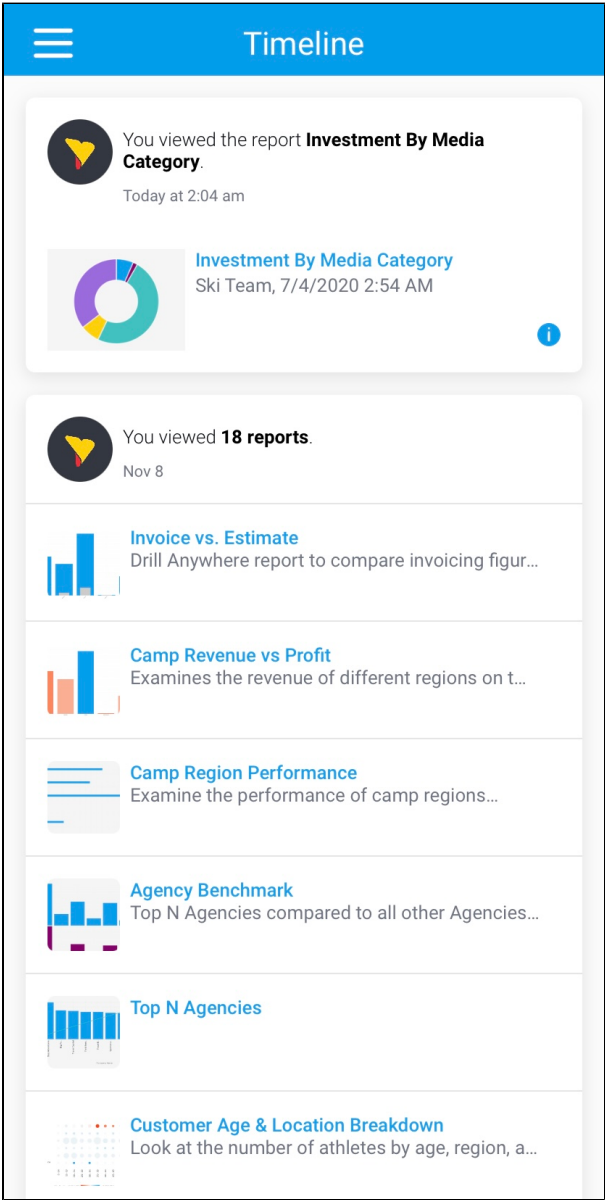
Using Yellowfin Mobile

- [Timeline](#)
- [Menu](#)


The home screen of the Yellowfin mobile app is the Timeline, but you can navigate to other features using the [menu](#).

Timeline

The Timeline is the centre-point of the app. It displays activities that occur in the system, and are relevant to you and your connections. For example, you will see alerts in your Timeline about recent Stories that were published, or newly discovered Signals. You can track new posts made to discussion streams that you follow, and view comments made on any content by your connections. Access content such as Signals, Stories and Reports directly from the Timeline.

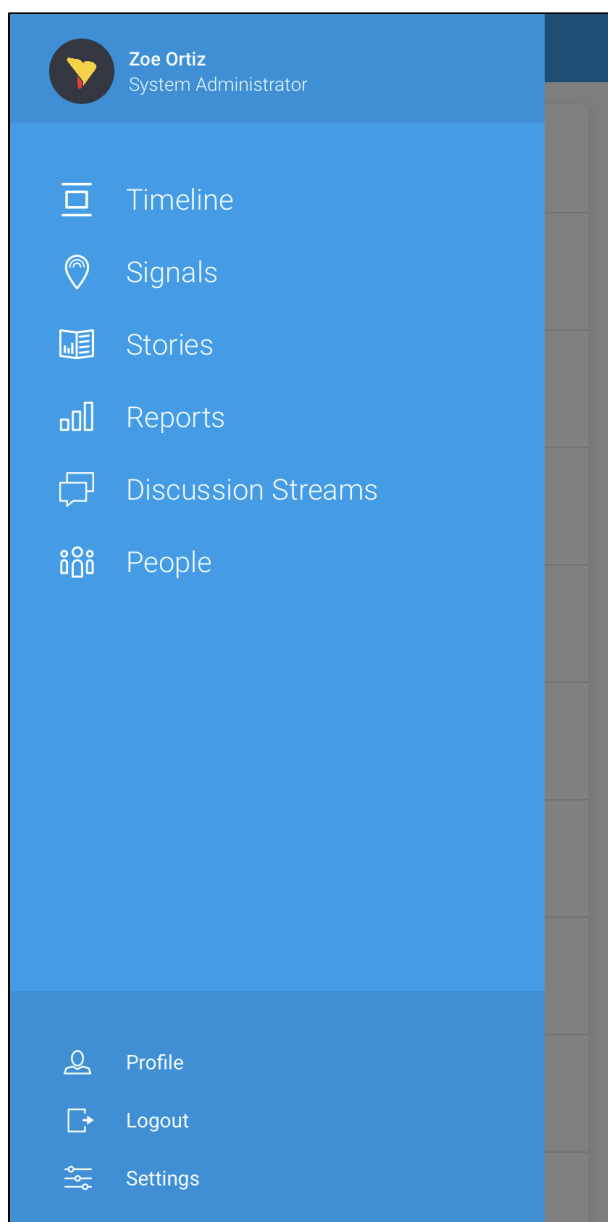


Menu

Tap the burger bun  on the top-left of the screen to bring up the menu. The menu displays your information and the following items.



Available menu options are based on your role permissions. If you do not have access to a module, the option will not be displayed in the menu.



Option	Description
User details	Displays your name and title. Tap to access to the user profile page.
Timeline	Tap to navigate to your Timeline that displays notifications that are relevant to you.
Signals	Tap to navigate to the Signals list page.
Stories	Tap to view all published Stories .
Reports	Tap to navigate to the Reports list.
Discussion Streams	Tap to view all the Discussion Streams .
People	Tap to display other users on your instance.
Profile	Tap to display you your profile .
Logout	Tap to log out of the app.

Settings	Tap to change app settings . Requires re-authentication to be accessed.
----------	---

[top](#)
