


Session Management


Overview


[top](#)


This allows the user to view a list of current sessions, and close selected sessions. This is useful if you have a user that has logged on from one IP address and then tries to log on from another but has been denied access. Navigate to **Administration > Admin Console > Session Management**.


Administration


 [Session Management](#)


 [Schedule Management](#)


 [Dashboard Management](#)


 [Licence Management](#)


 [Background Execution](#)


 [Plugin Management](#)

 [System Information](#)

 [Content Translation](#)

 [Client Organisations](#)

 [Export](#)

 [Import](#)

Session List

[top](#)

From here you will have access to the list, where you can view active sessions and delete all but your own.

Session List						
	Name	Organisation	IP Address	Server Name	Timeout	Session Time
<input type="checkbox"/>	Teresa Pringle	Default	59.100.242.122	LOCAL	30 minutes, 0 seconds	53 seconds

Refresh

Delete

[top](#)